

AC913 Series

Low Capacitance, Intrinsically Safe Accelerometer, Top Exit 2 Pin Connector, 50 mV/g, ±10%



VIBRATION ANALYSIS HARDWARE



II 1 G D



Regulatory Information

Ex ia IIC T3/T4
 CLI Groups A, B, C, D
 CLII Groups F, G
 CLIII

CSA 22 UKEX 1408X
 Ex ia IIC T3/T4 Ga
 Ex ia I Ma

Sira 15 ATEX 2152X

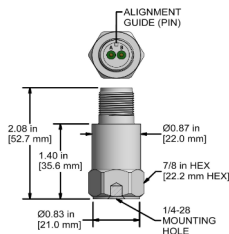
Operating Temperature Code: T4 Ex ia IIC T3/T4 Ga
 Ambient Temperature Range = Ex ia I Ma
 -40 to 80°C

Operating Temperature Code: T3 IECEx SIR 15.0060X
 Ambient Temperature Range = Ex ia IIC T3/T4 Ga
 -40 to 125°C
 Ex ia I Ma

Ui = 28 Vdc li = 100 mA
 CSA 221421

AC913-1A 2 Pin Connector

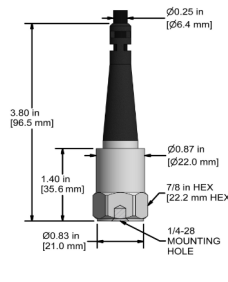
Connector Pin	Polarity
A	(+) Signal/Power
B	(-) Common



Stock Product

AC913-2C CB193 Integral Cable

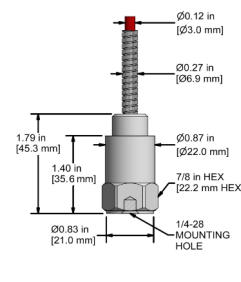
Conductor	Polarity
White	(+) Signal/Power
Black	(-) Common



Built To Order

AC913-3C CB296 Armored Integral Cable

Conductor	Polarity
White	(+) Signal/Power
Black	(-) Common



Built To Order

Specifications	Standard	Metric	Specifications	Standard	Metric
Part Number	AC913	M/ or M8/AC913	Environmental		
Sensitivity (±10%)	50 mV/g		Operating Temperature Range	-40 to 250 °F	-40 to 121 °C
Frequency Response (±3dB)	60-900,000 CPM	1,0-15,000 Hz	Maximum Shock Protection	5,000 g, peak	
Frequency Response (±10%)	120-240,000 CPM		Electromagnetic Sensitivity	CE	
Dynamic Range	± 100 g, peak		Sealing	Welded, Hermetic	
Electrical			Submersible Depth	200 ft.	61 m
Settling Time	<3 Seconds		Physical		
Voltage Source (IEPE)	18-28 VDC		Sensing Element	PZT Ceramic	
Constant Current Excitation	2-4 mA		Sensing Structure	Shear Mode	
Spectral Noise @ 10 Hz	9 µg/√Hz		Weight	3.2 oz	90 grams
Spectral Noise @ 100 Hz	2 µg/√Hz		Case Material	316L Stainless Steel	
Spectral Noise @ 1000 Hz	1.6 µg/√Hz		Mounting Thread	0.83 in (21 mm) Diameter Mounting Base with	
Output Impedance	<100 ohm				
Bias Output Voltage	10-14 VDC				
Case Isolation	>10 ⁸ ohm				