

AC969 Series



VIBRATION ANALYSIS HARDWARE

Premium Low Capacitance, Intrinsically Safe IEC Certified (IECEX / ANZEx / PESO / KC / EAC) Accelerometer, Side Exit 2 Pin Connector, 100 mV/g, ±5%

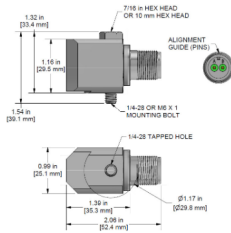


Regulatory Information

Ex ia IIC T3/T4	Ui = 28 Vdc Ii = 100 mA
AEx ia IIC T3/T4	CSA 221421
CL I Groups A, B, C, D	
CL II Groups F, G	IECEX CSA 07.0001
CL III	Ex ia IIC T3
	Ex ia IIC T4
Operating Temperature Code: T4	Ex ia I Ma
Ambient Temperature Range =	ANZEx 18.4160
-40 to 80°C	
Operating Temperature Code: T3	
Ambient Temperature Range =	
-40 to 125°C	

AC969-1A 2 Pin Connector

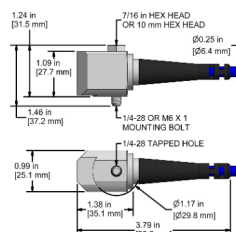
Connector Pin	Polarity
A	(+) Signal/Power
B	(-) Common



Stock Product

AC969-2A CB193 Integral Cable

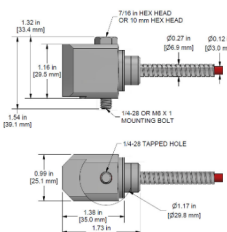
Conductor	Polarity
Red	(+) Signal/Power
Black	(-) Common
Shield	Cable Drain Wire



Built To Order

AC969-3A CB296 Armored Integral Cable

Conductor	Polarity
Red	(+) Signal/Power
Black	(-) Common
Shield	Cable Drain Wire



Built To Order

Specifications	Standard	Metric	Specifications	Standard	Metric
Part Number	AC969	M/AC969	Environmental		
Sensitivity (±5%)	100 mV/g		Operating Temperature Range	-40 to 250 °F	-40 to 121 °C
Frequency Response (±3dB)	30-516,000 CPM	0.5-8600 Hz	Maximum Shock Protection	5,000 g, peak	
Frequency Response (±10%)	60-300,000 CPM	1.0-6000 Hz	Electromagnetic Sensitivity	CE	
Dynamic Range	± 50 g, peak		Sealing	Welded, Hermetic	
Electrical			Submersible Depth	200 ft.	61 m
Settling Time	<3 Seconds		SIL Rating	SIL 2	
Voltage Source (IEPE)	18-28 VDC		Physical		
Constant Current Excitation	2-4 mA		Sensing Element	PZT Ceramic	
Spectral Noise @ 10 Hz	6.5 µg/√Hz		Sensing Structure	Shear Mode	
Spectral Noise @ 100 Hz	2 µg/√Hz		Weight	5.3 oz	150 grams
Spectral Noise @ 1000 Hz	1.8 µg/√Hz		Case Material	316L Stainless Steel	
Output Impedance	<100 ohm		Mounting Thread	1/4-28	
Bias Output Voltage	10-14 VDC		Connector (Non-Integral)	2 Pin MIL-C-5015	
Case Isolation	>10 ⁸ ohm		Resonant Frequency	1,320,000 CPM	22000 Hz