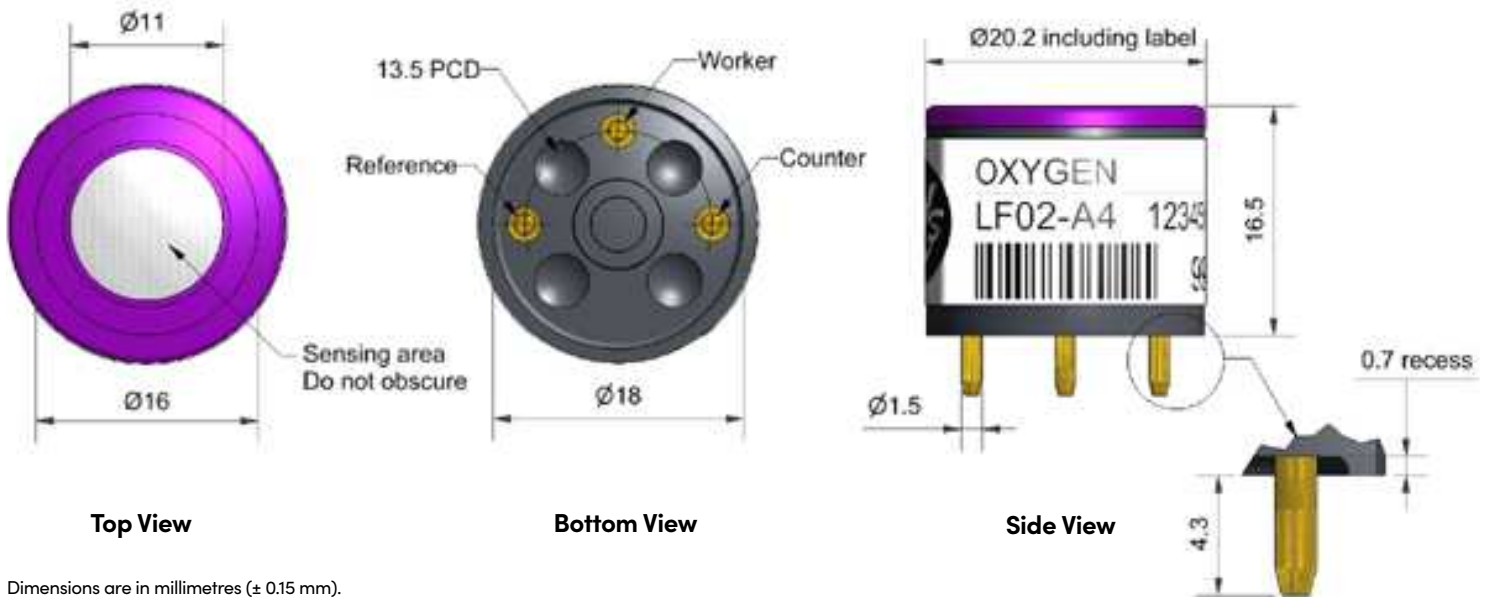


## LFO2-A4 Oxygen sensor – Lead-free 3-electrode



Dimensions are in millimetres ( $\pm 0.15$  mm).

### Performance

Output	$\mu\text{A}$ @ 20.9% $\text{O}_2$	80 to 130
Response time	t90 (s) from 20.9% to 0% $\text{O}_2$	< 17
Linearity	% $\text{O}_2$ deviation @ 10% $\text{O}_2$	< 0.10

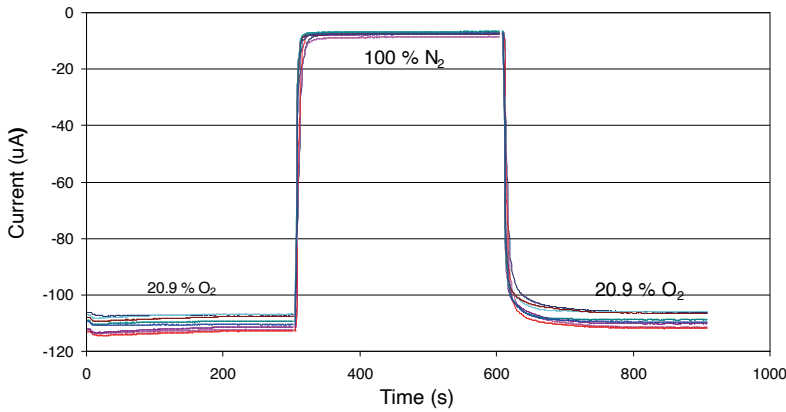
### Lifetime

Sensitivity @ $-20^\circ\text{C}$	% (output @ $-20^\circ\text{C}$ /output @ $20^\circ\text{C}$ )	80 to 90
Sensitivity @ $50^\circ\text{C}$	% (output @ $50^\circ\text{C}$ /output @ $20^\circ\text{C}$ )	105 to 115
Output drift	% change in output @ 3 months	< 1
Warranty	Months	12
Operating life	Months until 85% original output of 20.9% $\text{O}_2$	> 60

### Key Specifications

Temperature range	$^\circ\text{C}$	-30 to 50
Pressure range	kPa	80 to 120
Humidity range	% rh continuous (0 to 99 %rh short term)	5 to 95
Storage period	Months @ 3 to $20^\circ\text{C}$ (store in sealed pot, open circuit)	6
Bias voltage	mV	-600
Diameter	mm (including label)	20.0
Height	mm (including foam ring)	17.4
Weight	g	< 6

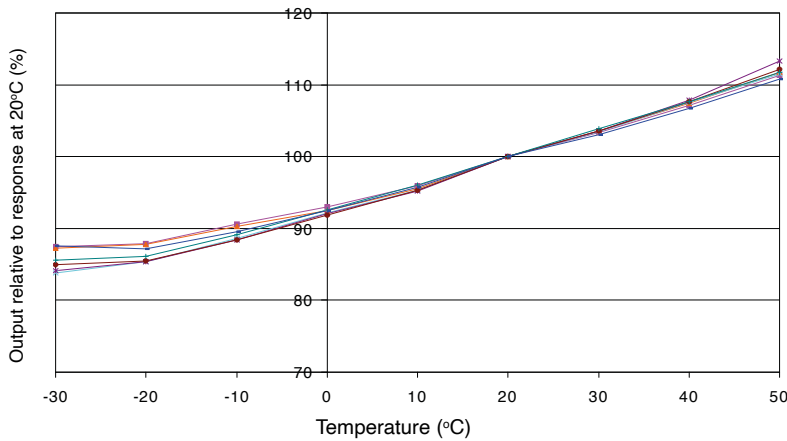
**Figure 1 Response to 20.9% Oxygen**



Sensor response is fast and repeatable, returning rapidly to the baseline.

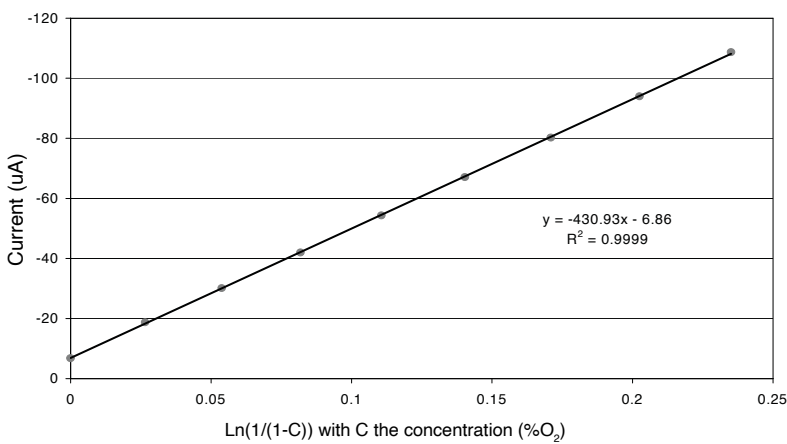
The sensor must be biased at -600mV continuously if instant response is required when switching on the gas detector.

**Figure 2 Sensitivity Temperature Dependence**



The very repeatable and nearly linear sensitivity temperature dependence allows for simple correction in software.

**Figure 3 Linearity to 20.9% Oxygen**



Although the signal is nearly linear up to 30% O<sub>2</sub>, theory is proven to be accurate by fitting the output with the function  $K \cdot \ln(1/(1-C))$ .

At the end of the product's life, do not dispose of any electronic sensor, component or instrument in the domestic waste, but contact the instrument manufacturer, Alphasense or its distributor for disposal instructions. NOTE: all sensors are tested at ambient environmental conditions unless otherwise stated. As applications of use are outside our control, the information provided is given without legal responsibility. Customers should test under their own conditions, to ensure that the sensors are suitable for their own requirements.

In the interest of continued product improvement, we reserve the right to change design features and specifications without prior notification. The data contained in this document is for guidance only. Alphasense Ltd accepts no liability for any consequential losses, injury or damage resulting from the use of this document or the information contained within. (©ALPHASENSE LTD) Doc. Ref. LF02-A4/SEP22