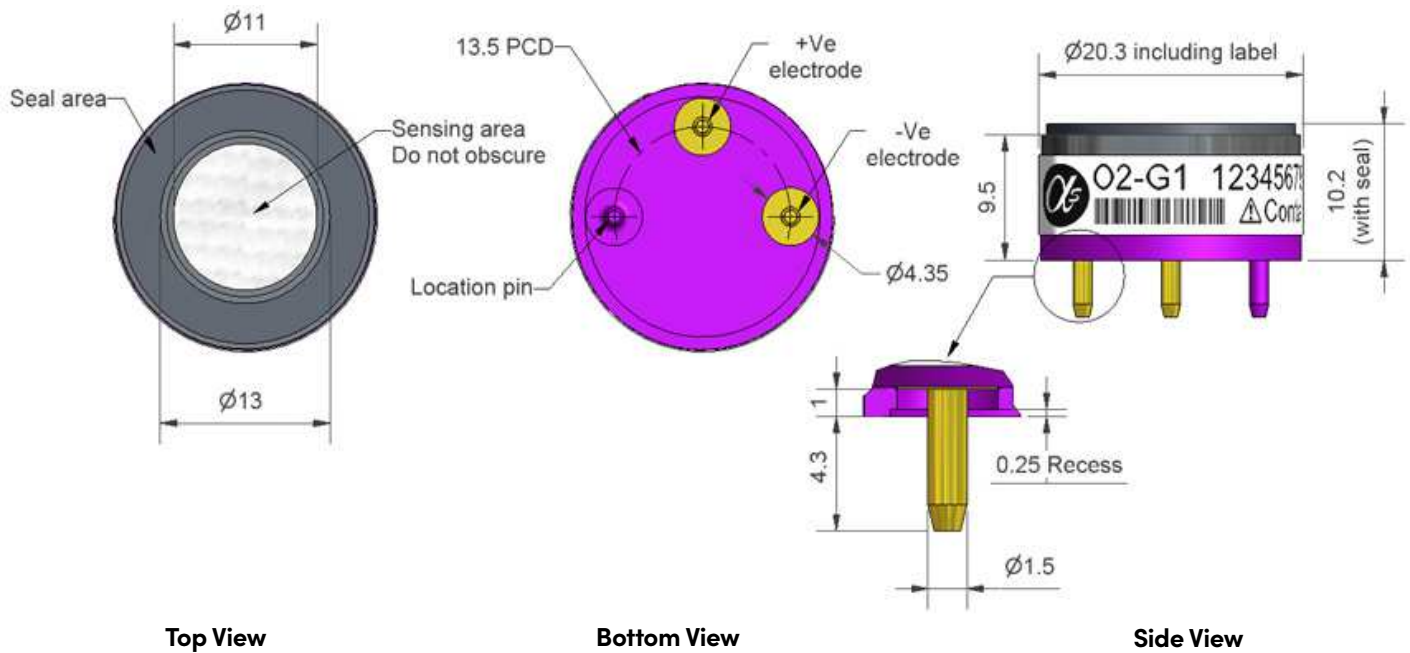


O2-G1 Oxygen Sensor – Miniature size



Dimensions are in millimetres (± 0.15 mm).

Performance	Output	μA @ 22°C, 20.9% O ₂	65 to 85
	Response time	t90 (s) from 20.9% to 0% O ₂ (47W load resistor)	< 18
	Zero current	μA @ 99.999% N ₂ , 22°C	< 2.5
Lifetime	Output drift	% change in output @ 3 months	< 2
	Operating life	months until 85% original output in 20.9% O ₂	> 12
Environmental	Humidity sensitivity	% O ₂ change: 0% to 95% rh @ 40°C	< 0.7
	CO ₂ sensitivity	% change in output / % CO ₂ @ 5% CO ₂	+ 0.1
	Pressure sensitivity	(% change of output)/(% change of pressure) @ 20kPa	< 0.1
	Output at -20°C	% output/output at 20°C in 20.9% O ₂	87 to 93
	Output at +50°C	% output/output at 20°C in 20.9% O ₂	103 to 107
Key Specifications	Temperature range	°C	-30 to 55
	Pressure range	kPa	80 to 120
	Humidity range	% rh non-condensing (0 to 99% rh short term)	5 to 95
	Storage period	months @ 3 to 20°C (store in sealed container)	6
	Load resistor	Ω (recommended)	47 to 100
	Weight	g	< 7

Figure 1 Temperature Dependence in Air

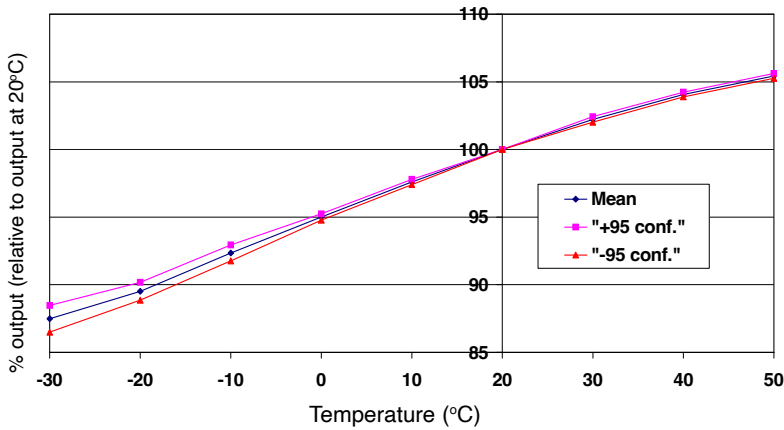


Figure 1 shows the variation of output caused by changes in temperature in 20.9% oxygen.

All capillary oxygen sensors show a change in signal with temperature, and the very repeatable 95% confidence intervals for the O2-G1 are shown.

Figure 2 Pressure Step Performance

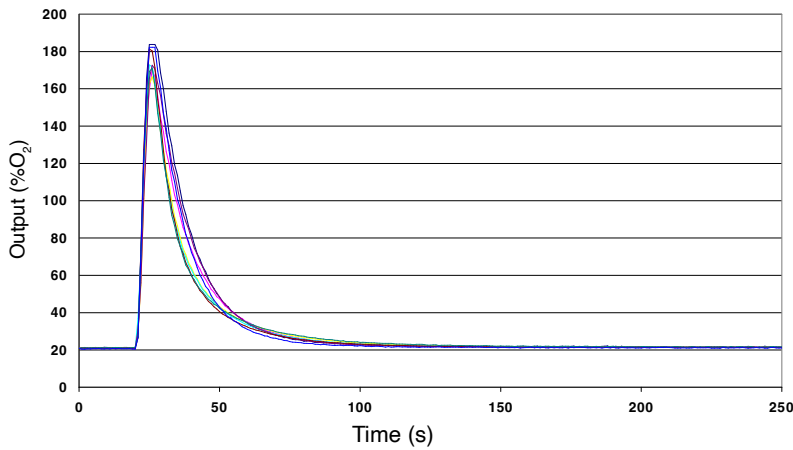


Figure 2 shows how a 25 kPa pressure step change causes a signal transient that decays reproducibly. Negative pressure changes cause a negative transient.

The small shift in final output is less than 10% of the pressure change, so 10 kPa pressure step shifts output by less than 1% (<0.2% oxygen).

Figure 3 Long-Term Stability

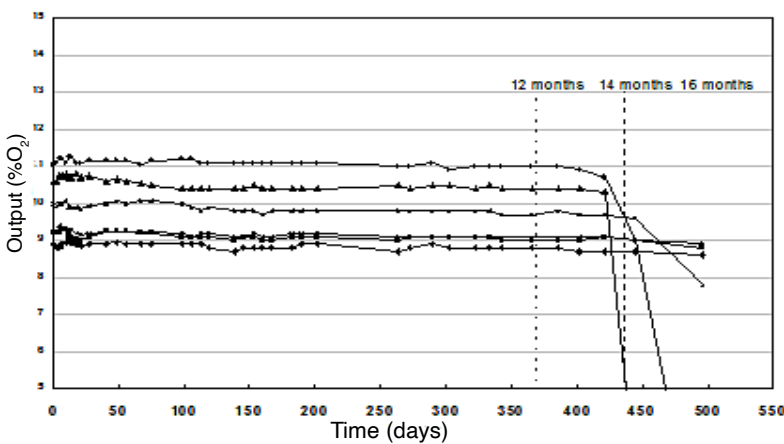


Figure 3 shows long-term stability data for the O2-G1 sensors.

All sensors show stable outputs beyond the 12-month period.

At the end of the product's life, do not dispose of any electronic sensor, component or instrument in the domestic waste, but contact the instrument manufacturer, Alphasense or its distributor for disposal instructions. NOTE: All sensors are tested at ambient environmental conditions, with 47 ohm load resistor, unless otherwise stated. As applications of use are outside our control, the information provided is given without legal responsibility. Customers should test under their own conditions, to ensure that the sensors are suitable for their own requirements.

In the interest of continued product improvement, we reserve the right to change design features and specifications without prior notification. The data contained in this document is for guidance only. Alphasense Ltd accepts no liability for any consequential losses, injury or damage resulting from the use of this document or the information contained within. (©ALPHASENSE LTD) Doc. Ref. O2-G1/JUL22