

TA254 Series

Low Cost Dual Output Sensor, Temperature & Acceleration, Side Exit 3 Pin Connector, 100 mV/g, 10 mV/°C, ±15%



VIBRATION ANALYSIS HARDWARE



Product Features

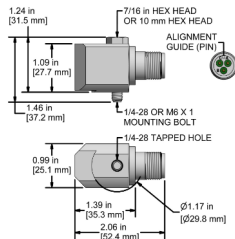
High Performance in a Low Cost Sensor

Helps to Detect Bearing Defects and Temperature Changes

- ▶ Temperature (10 mV/°C) and Acceleration (100 mV/g) Outputs in One Sensor via a Standard 3 Pin MIL Connection
- ▶ Popularly sold with SC300 Series Signal Conditioners with built-in Temperature Output

TA254-1A 3 Pin Connector

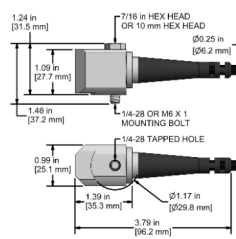
Connector Pin	Polarity
A	(+) Signal/Power
B	(-) Common
C	(+) Temperature Voltage



Stock Product

TA254-2A CB105 Integral Cable

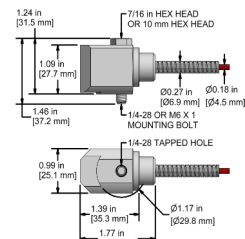
Conductor	Polarity
Red	(+) Signal/Power
Black	(-) Common
White	(+) Temperature Voltage
Shield	Cable Drain Wire



Built To Order

TA254-3A CB218 Amored Integral Cable

Conductor	Polarity
Red	(+) Signal/Power
Black	(-) Common
White	(+) Temperature Voltage
Shield	Cable Drain Wire



Built To Order

Specifications	Standard	Metric	Specifications	Standard	Metric
Part Number	TA254		<u>Environmental</u>		
Sensitivity (±15%)	100 mV/g		Operating Temperature Range	-40 to 250°F	-40 to 121°C
Frequency Response (±3dB)	30-600,000 CPM	0.5-10 Hz	Maximum Shock Protection	5,000 g, peak	
Frequency Response (±10%)	120-300,000 CPM	2.0-51 Hz	Electromagnetic Sensitivity	CE	
Dynamic Range	± 50 g, peak *Vsource ≥ 22V, 12Vbias		Sealing	IP68	
			Submersible Depth	200 ft.	60 m
Temperature Measurement Range	-40 to 250°F	-40 to 121°C	<u>Physical</u>		
Temperature Output	10 mV/°C		Sensing Element	PZT	
Temperature Sensor	750 mV = 25 °C (±1)		Sensing Structure	Shear Mode	
Settling Time	<2.5 seconds		Weight	5.6 oz	160 grams
Voltage Source (IEPE)	18-30 VDC		Case Material	316L Stainless Steel	
Constant Current Excitation	2-10 mA		Connector (Non-Integral)	MIL-C-5015	
Spectral Noise @ 10 Hz	14 µg/√Hz		Resonant Frequency	1,260,000 CPM	21000 Hz
			Mounting Torque	2 to 5 ft. lbs.	2.7 to 6.8 Nm
			Mounting Hardware Supplied	Captive	Captive

Electrical