

VT202 Series



VIBRATION ANALYSIS HARDWARE

Dual Output Piezo Velocity Sensor, Velocity & Temperature Output, Top Exit 3 Pin Connector, 100 mV/in/sec, 10 mV/°C, ±10%



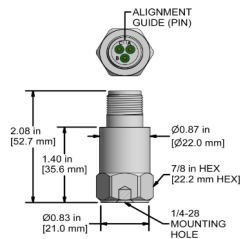
Product Features

Velocity and Temperature Output in One Sensor
High Performance, Dual Output Sensor

- ▶ ±50 in/sec, Peak Dynamic Range
 - ▶ Integrates to Velocity in the Sensor
 - ▶ 3 Pin MIL Connection or Integral Cable
- Note: Integral Cable Options are only for Permanent Monitoring Applications

VT202-1A 3 Pin Connector

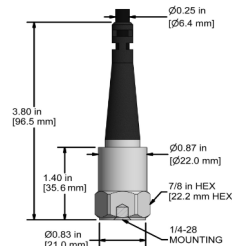
Connector Pin	Polarity
A	(+) Signal/Power
B	(-) Common
C	(+) Temperature Voltage



Stock Product

VT202-2A Integral Cable

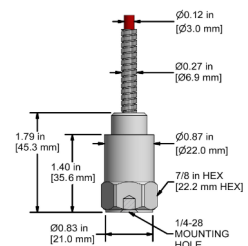
Conductor	Polarity
Red	(+) Signal/Power
Black	(-) Common
White	(+) Temperature Voltage
Shield	Cable Drain Wire



Built To Order

VT202-3A Armored Integral Cable

Conductor	Polarity
Red	(+) Signal/Power
Black	(-) Common
White	(+) Temperature Voltage
Shield	Cable Drain Wire



Built To Order

Specifications	Standard	Metric	Specifications	Standard	Metric
Part Number	VT202	M/ or M8/VT102	Environmental		
Sensitivity (±10%)	100 mV/in/sec		Operating Temperature Range	-58 to 250 °F	-50 to 121 °C
Frequency Response (±3dB)	90 to 720,000 CPM	1,5 to 12000 Hz	Maximum Shock Protection	5,000 g, peak	
Frequency Response (±10%)	120 to 270,000 CPM	2,0 to 4500 Hz	Electromagnetic Sensitivity	CE	
Dynamic Range	± 50 in/sec. pk *Vsource ≥ 22V, 12Vbias		Sealing	Welded, Hermetic	
Electrical			Submersible Depth	200 ft.	60 m
Settling Time	<4 Secondsq		Physical		
Voltage Source (IEPE)	18-30 VDC		Sensing Element	PZT Ceramic	
Constant Current Excitation	2-10 mA		Sensing Structure	Shear Mode	
Spectral Noise @ 10 Hz	25 μ IPS/ √Hz		Weight	3.2 oz	90 grams
Spectral Noise @ 100 Hz	2 μ IPS/ √Hz		Case Material	316L Stainless Steel	
Spectral Noise @ 1000 Hz	0.5 μ IPS/ √Hz		Mounting Thread	1/4-28 Blind Tapped Hole	
Output Impedance	<100 ohm		Connector (Non-Integral)	MIL- C-5015	
				1,380,000	